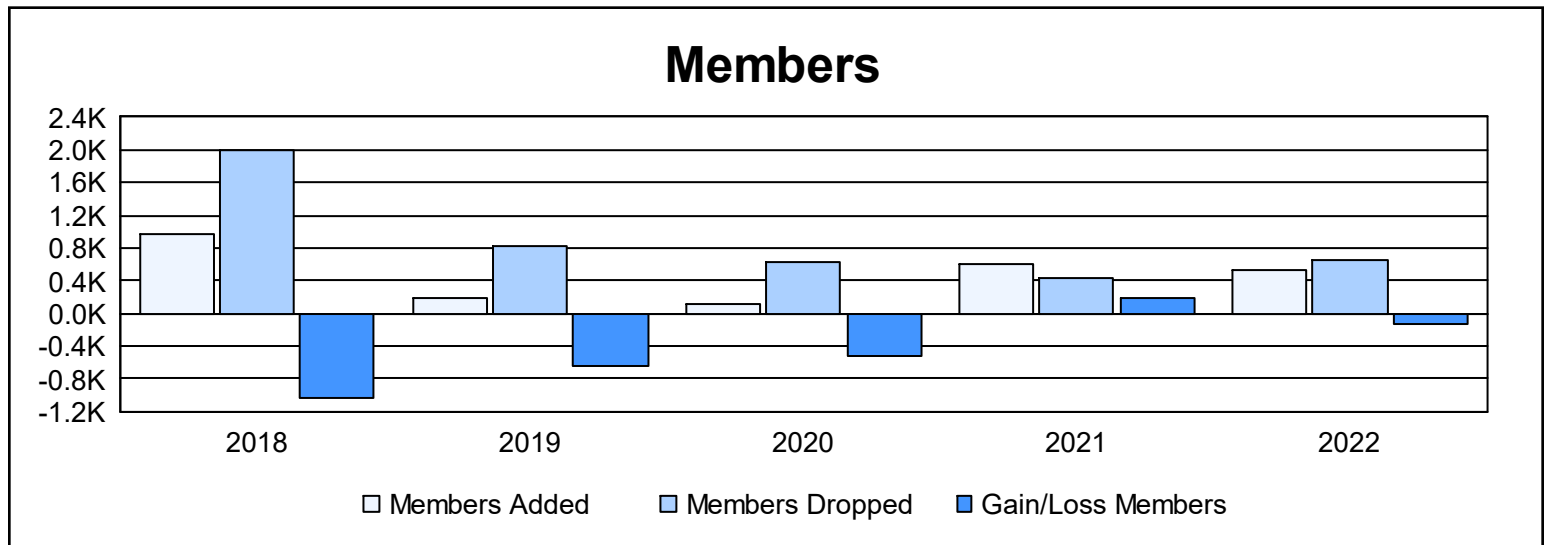
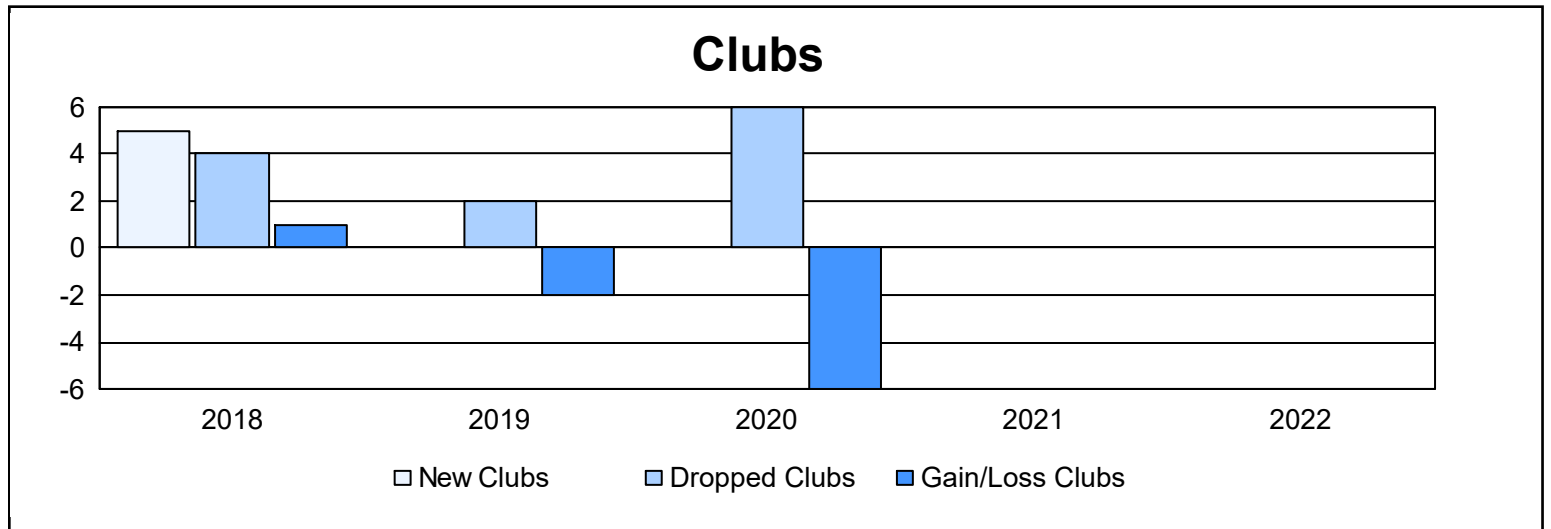
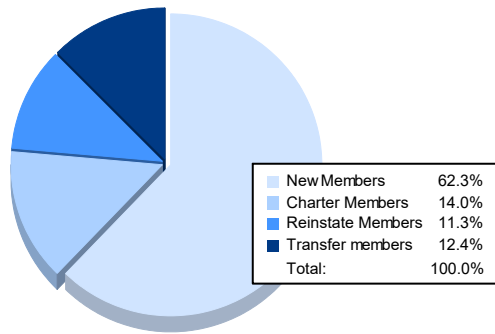


Year	New Clubs	Dropped Clubs	Gain/ Loss Clubs	New Members	Charter Members	Reinstate Members	Transfer Members	Total Member Added	Total Members Dropped	Gain/ Loss Members
2017-2018	5	4	1	619	252	63	25	959	2,001	-1,042
2018-2019	0	2	-2	128	31	3	21	183	822	-639
2019-2020	0	6	-6	0	60	43	11	114	631	-517
2020-2021	0	0	0	477	54	26	58	615	431	184
2021-2022	0	0	0	326	73	59	65	523	655	-132
<b>Average</b>	<b>1</b>	<b>2</b>	<b>-1</b>	<b>310</b>	<b>94</b>	<b>39</b>	<b>36</b>	<b>479</b>	<b>908</b>	<b>-429</b>



### Membership Composition June 2022 Cumulative



### Gender Composition June 2022 Cumulative

